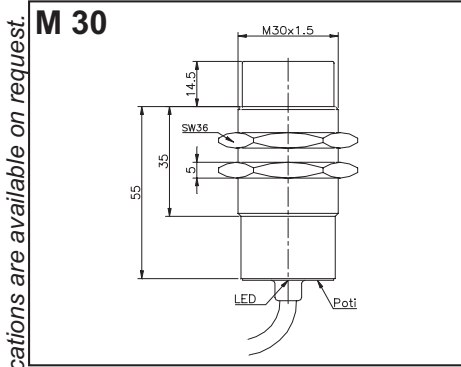


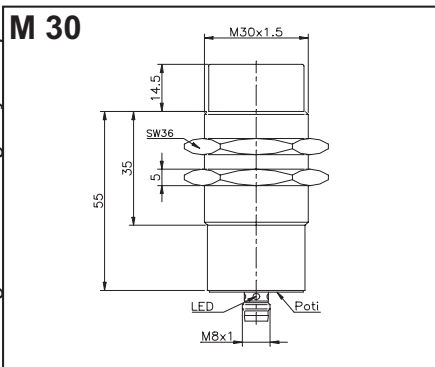
M30 • Quader / M30 • Rectangular
DC 3-Leiter / DC 3-wire

Maßzeichnung
scale drawing

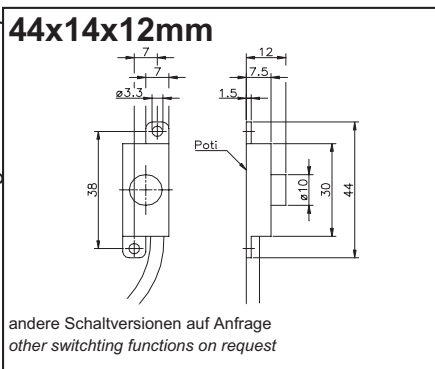
Bestellbezeichnung article-no.	Schaltabstand detection range mm	Schaltfrequenz detection frequency Hz	Schaltfunktion output type	Schaltstrom load current mA	Gehäuse housing	Anschluss connection
-----------------------------------	--	---	-------------------------------	-----------------------------------	--------------------	-------------------------



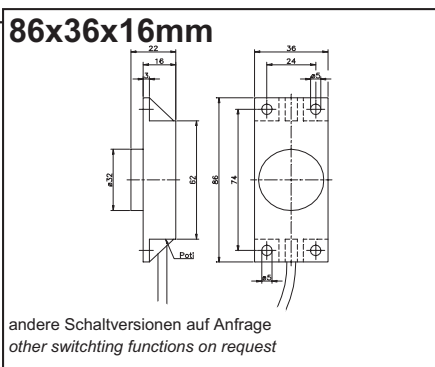
K-60572	0-15	10	PNP-NO	400	M	K
K-62804	0-15	10	PNP-NO	400	K	K
K-60581	0-15	10	PNP-NC	400	M	K
K-62805	0-15	10	PNP-NC	400	K	K
K-60594	0-15	10	NPN-NO	400	M	K
K-62806	0-15	10	NPN-NO	400	K	K
K-60603	0-15	10	NPN-NC	400	M	K
K-62807	0-15	10	NPN-NC	400	K	K



K-62808	0-15	10	PNP-NO	400	M	S
K-62809	0-15	10	PNP-NO	400	K	S
K-62810	0-15	10	PNP-NC	400	M	S
K-62811	0-15	10	PNP-NC	400	K	S
K-62812	0-15	10	NPN-NO	400	M	S
K-62813	0-15	10	NPN-NO	400	K	S
K-62814	0-15	10	NPN-NC	400	M	S
K-62815	0-15	10	NPN-NC	400	K	S



K-62832	0-4	10	NPN-NO	50	K	K
----------------	-----	----	--------	----	---	---



K-62833	0-15	10	NPN-NO	50	K	K
----------------	------	----	--------	----	---	---

Abkürzungen siehe hinten / Abbreviations see last page
geeignete Anschlusskabel / suitable connecting cables: M8-....

K-Serie / K-series
Allgemeine technische Daten / Common technical data
Abkürzungen / Abbreviations



Technische Daten	Technical Data
<ul style="list-style-type: none"> • Kurzschluss-, Überlast- und Verpolschutz (außer AC) • Betriebsspannung: 10-60 VDC • Schutzart: IP 67 • Umgebungstemperatur: -25°C bis +70°C • Kabellänge: 2,5 m, PVC-Ummantelung 	<ul style="list-style-type: none"> • Short circuit, overload and reverse polarity protection (except AC) • Supply voltage: 10-60 VDC • Enclosure rating: IP 67 • Ambient temperature range: -25°C - +70°C • Cable length: 2,5 m, PVC coated

Abkürzungen - Abbreviations	
<p>b = bündig einbaubar - suitable for flush installation</p> <p>nb = nichtbündig einbaubar - not suitable for flush installation</p> <p>Gehäusematerial - Housing material</p> <p>A = Gehäuse aus Aluminium - Aluminum housing</p> <p>K = Gehäuse aus Kunststoff - Plastic material housing</p> <p>M = Gehäuse aus Messing vernickelt - Brass housing</p> <p>S = Gehäuse aus Edelstahl - Stainless steel housing</p> <p>T = Gehäuse aus TEFLON® - TEFLON® housing</p> <p>G = Guss (Alu-Druckguss) - Aluminum diecasting housing</p> <p>Anschlussart - Connection</p> <p>A = Anschlussraum - Connector box</p> <p>F = Flachstecker - Flat plug</p> <p>I = Innenliegender Stecker - Internal plug</p> <p>K = Kabel, PVC-Isolierung - PVC coated cable</p> <p>S = Stecker (bzw. Kabel mit Stecker) - Plug (and/or cable with plug)</p>	<p>Schaltfunktionen - Switching functions (type)</p> <p>A = PNP, NC</p> <p>B = PNP, NO</p> <p>C = NPN, NC</p> <p>D = NPN, NO</p> <p>E = AC, NC</p> <p>F = AC, NO</p> <p>G = PNP, NO/NC</p> <p>H = NPN, NO/NC</p> <p>K = PNP/NPN, NO/NC</p> <p>L = NO, 3-Leiter - NO, 3-wire</p> <p>M = PNP/NPN, NC</p> <p>N = Namur nach DIN 19234 - Namur to DIN 19234</p> <p>O = NC, 3-Leiter - NC, 3-wire</p> <p>R = Rastschalter (Bi-stabil) - bistabil locking switch</p> <p>S = NO, 2-Leiter - NO, 2-wire</p> <p>U = Umschalter - Change over contact</p> <p>RU(W)= Rater-Umschalter - Locking change over contact</p> <p>NO = Schließer - Normally open NC = Öffner - Normally closed</p>